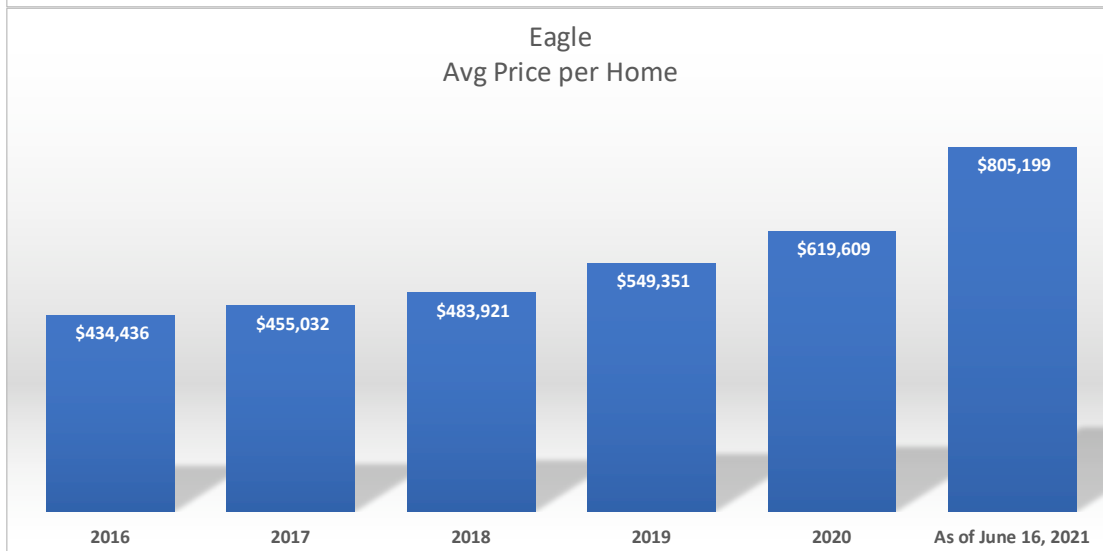
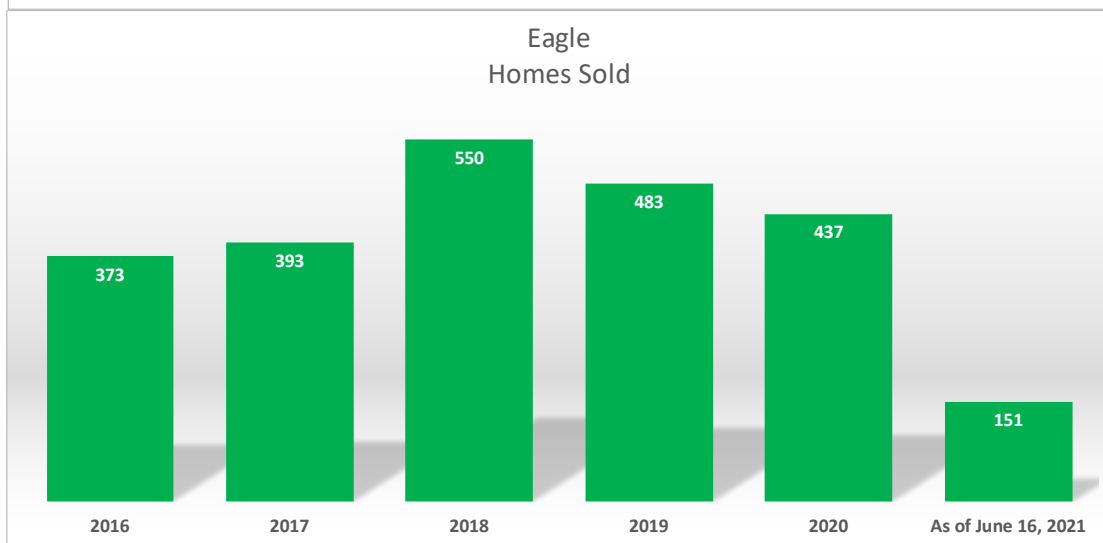
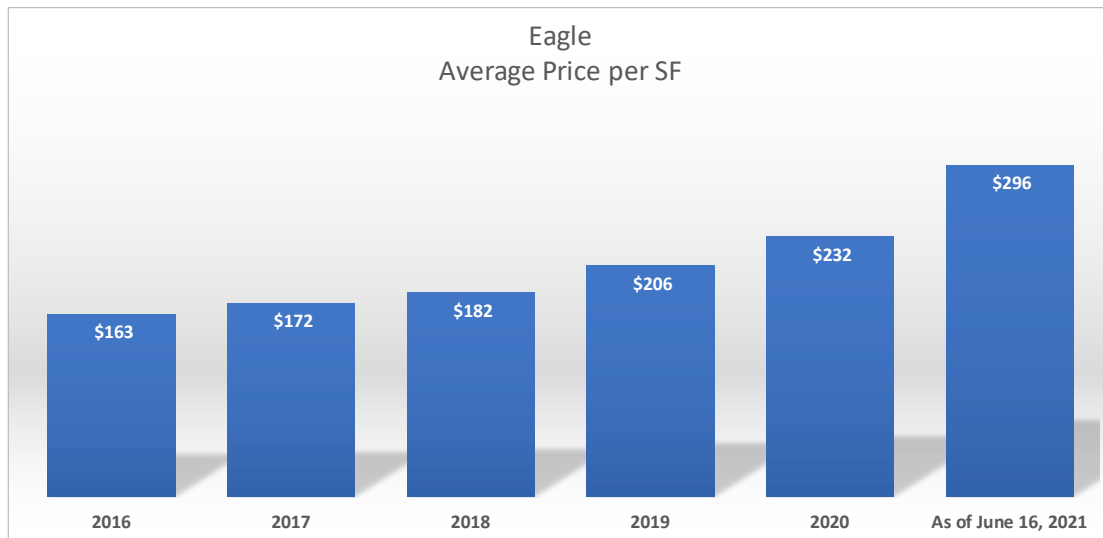


**Eagle Long Term Report  
All Sold 2016 - Current ( 6-18-2021)**



Area	Year	Homes Sold	Avg Home Price	Average SF	Avg Price per SF	Avg Lot Size	Avg Garage
Eagle	2016	373	\$ 434,436	2,655	\$ 163	0.27	3.0
Eagle	2017	393	\$ 455,032	2,624	\$ 172	0.34	3.1
Eagle	2018	550	\$ 483,921	2,663	\$ 182	0.29	3.0
Eagle	2019	483	\$ 549,351	2,654	\$ 206	0.28	2.9
Eagle	2020	437	\$ 619,609	2,637	\$ 232	0.24	2.8
Eagle	As of June 16, 20	151	\$ 805,199	2,693	\$ 296	0.25	2.8